

LEVEL SWITCHES

For liquids

eicos

- Internal side mounting

Read before installing

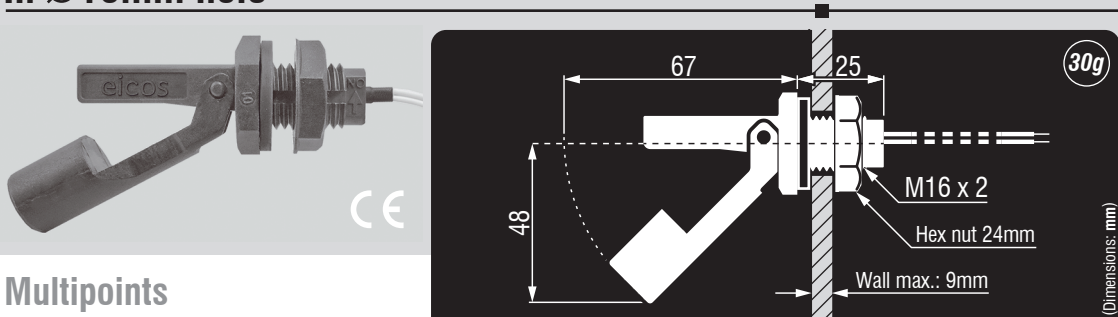


eicos

eicos

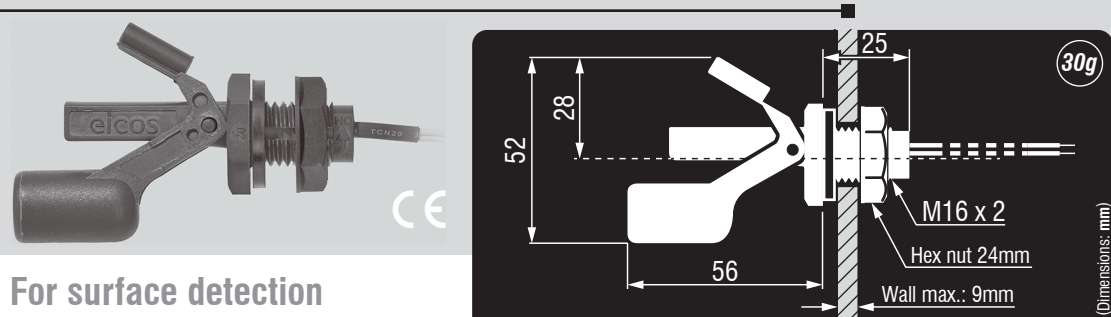
- LA16M-40 LA26M-40 LA36M-40 LA36-M12
- LB16M-40 LB26M-40

In $\varnothing 16\text{mm}$ hole



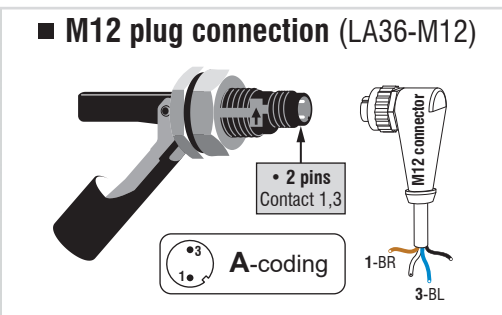
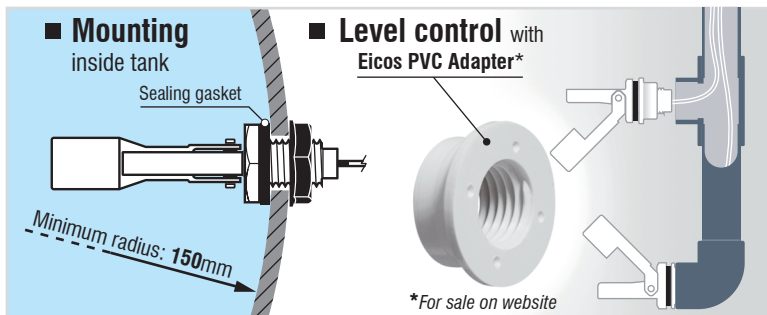
Multipoints

Technical Specifications	LA16M-40	LA26M-40	LA36M-40	LA36-M12
Material	POM	PP	PPA	PPA
Color	White	Dark blue	Black	Black
Operating temperature range	-10°C to 100°C	-10°C to 100°C	-10°C to 125°C	-10°C to 125°C
Maximum operating pressure	2bar	2bar	2bar	2bar
Liquid minimum density (SG)	0.76	0.68	0.70	0.70
Sealing	NBR gasket	NBR gasket	NBR gasket	NBR gasket
Output connection	40cm cable	40cm cable	40cm cable	Male M12 plug



For surface detection

Technical Specifications	LB16M-40	LB26M-40
Material	POM	PP
Color	White	Dark blue
Operating temperature range	-10°C to 100°C	-10°C to 100°C
Liquid minimum density (SG)	0.65	0.64
Sealing	NBR gasket	NBR gasket
Output connection	40cm cable	40cm cable



Constructive materials

- POM** Polyacetal (Ideal for water, fuels and lubricants)
- PP** Polypropylene (Ideal for chemical products. **NOT** suitable for fuel)
- PPA** Polyphthalamide (High mechanical and temperature resistance)
- PA** Polyamide (hex nut)

- Electrical contact: **reed switch 20W/VA**;
- Internal mounting in through hole with sealing gasket;
- It detects increased or decreased level inside the tank.

Models

- For liquids with magnetic particles;
- LB16M-40 { It works exclusively **NC** to detect maximum level;
- LB26M-40 { The float is kept away from the body, avoiding the contact of the liquid with the pivot.

AUXILIARY CONTACTOR (mini contactor)

Check the distances:



Direct connection
to the **sensor**

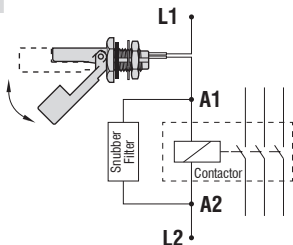
20m

Use **22R 5W**
resistor in series

40m

Use
24Vdc voltage

Typical connection to contactor



Switch **NO/NC - SPST**
Output **Contact ON/OFF**
Enclosure rating **IP66**

**Never connect the sensor to a motor, pump,
lamp or any load over than 20W.**

Always use a contactor or relay.

- [See datasheets.eu.eicos.com](https://datasheets.eu.eicos.com) for more information •

The sensors work in all voltage and current ranges displayed in the table below:

OPERATING VOLTAGE	MAX. SWITCHING POWER	MAX. SWITCHING CURRENT
110Vac	20VA	0.2A
220Vac	20VA	0.1A
5Vdc	2.5W	0.5A
12Vdc	5W	0.5A
24Vdc	10W	0.5A



- **24Vac:** Use with *Schneider relay coupler model RSLZVA1* or equivalent.
- **Relay coupler (110Vac-220Vac):** Use 4K7 10W resistor in series.

Term of Warranty

For installations according to this guide:

2 (two) years warranty. **INCORRECT INSTALLATION CANCELS THE WARRANTY!**
All sensors have been tested and approved during the manufacture process.

Chemical products require tests by the customer to verify compatibility with the constructive material of the sensor.

Liquids with ferrous particles require technical analysis: the sensor has magnetic component inside.