

FG20B04



Material

316 Stainless Steel
(PPA piston)



How it works A fluid flow through the sensor causes precise displacement of a magnetic piston and closes an electrical contact (reed switch).

- Details**
- On/Off output; NO (SPST) working;
 - Detects increased or decreased flow;
 - Sensitivity adjustment¹.



Actuation Range (in LPM)
Water
From ~11 to ~145

- Typical applications**
- Lubrication and cooling systems monitoring;
 - Pipe fluid flow monitoring.

- Liquids**
- Clean water, oils, lubricants and filtered fuels.



Liquids with magnetic particles will cause deposition/magnetic sedimentation and it will prejudice the operation of the sensor. Use magnetic filter before the sensor.

Liquids with encrustation particles and/or solids require tests.

Technical specifications

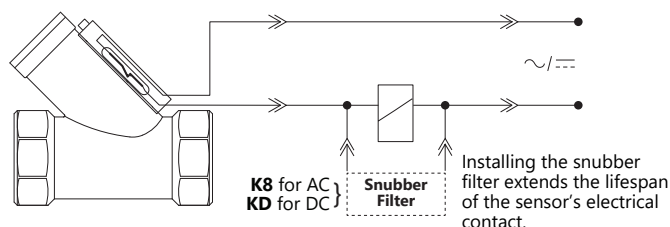
Internal clearance	1000mm²
Maximum operation pressure	25bar
Operating temperature range	0°C to 100°C 140°C @1h
Inlet/outlet port	G 2" female (BSP - Parallel)
Spring	AISI 302 stainless steel
Sealing	NBR (nitrilic rubber) O'Ring²
Output connection	DIN 43650 Connector - B
Enclosure rating	IP66
Electrical contact	Reed Switch 20W/VA

The sensors work in all voltage and current ranges displayed in the table below:

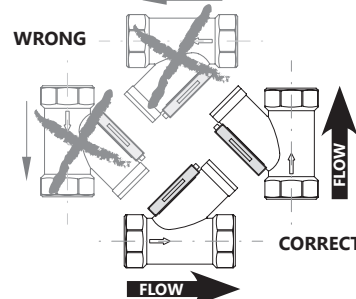
Operating Voltage	Max. Switching Power	Max. Switching Current	Peak Current
110Vac	20VA	0.2A	0.5A @20ms
220Vac	20VA	0.1A	0.5A @20ms
5Vdc	2.5W	0.5A	1A @20ms
12Vdc	5W	0.5A	1A @20ms
24Vdc	10W	0.5A	1A @20ms

24Vac: Recommended use with Schneider coupling relay model RSLZVA1.

Typical connection to contactor

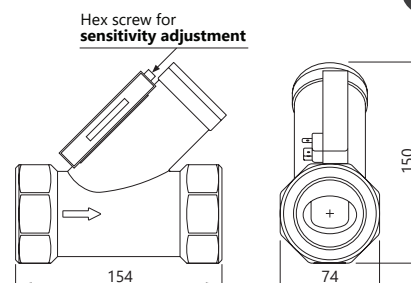


Mounting (Important!)



Dimensions (mm) and Weight

2.8Kg



Notes

¹ In water. Set point accuracy: $\pm 15\%$.

Repeatability (not considering the viscosity change of liquids): $\pm 10\%$.

² Not included with the product.